


SORT & DEMOLISH.



HDG SERIES Demolition & sorting grabs









* Models HDG-88R and above
** Models HDG-130R and above











DEMOLITION GRABS			HDG-8R	HDG-10R	HDG-15R	HDG-25R	HDG-34R	HDG-42R
Excavator class ¹	t		0.7 - 1.2	1 - 2	1.2 - 3	3 - 5	3.5 - 5.5	4 - 6
Weight	kg		100	120	200	290	340	400
Working pressure	bar		300	300	300	300	300	300
Oilflow at open/close	l/min		15	20	25	35	35	40
Working pressure rotation	bar		210	210	210	210	210	210
Oilflow rotation	l/min		5	5	10	10	10	12
Shell width	mm		300	350	450	500	500	600
Opening width	mm		600	770	800	1160	1160	1400
Height	mm		600	640	700	720	770	900
Capacity	ltr		30	50	70	100	120	150
Closing force	kN		8	12	18	22	24	26












¹ Recommended excavator / attachment combination



DEMOLITION GRABS			HDG-46R	HDG-52R	HDG-62R	HDG-88R	HDG-110R	HDG-130R
 Excavator class ¹	t		5 - 9	7 - 12	10 - 15	12 - 18	14 - 22	15 - 24
 Weight	kg		450	560	680	980	1140	1220
 Working pressure	bar		300	320	350	350	350	350
 Oilflow at open/close	l/min		50	70	90	100	120	120
 Working pressure rotation	bar		210	210	210	210	210	210
 Oilflow rotation	l/min		12	15	15	25	25	25
 Shell width	mm		700	700	600	800	800	900
 Opening width	mm		1500	1550	1750	1800	1950	1950
 Height	mm		950	1000	1100	1200	1250	1250
 Capacity	ltr		200	200	300	400	500	600
 Closing force	kN		28	30	36	45	50	50

DEMOLITION GRABS			HDG-340R	HDG-380R	HDG-420R	HDG-480R	HDG-520R	HDG-580R
 Excavator class ¹	t		28 - 42	30 - 45	32 - 52	35 - 54	42 - 64	45 - 80
 Weight	kg		2280	2840	3060	3420	4360	4700
 Working pressure	bar		350	350	350	350	350	350
 Oilflow at open/close	l/min		170	200	200	200	250	250
 Working pressure rotation	bar		210	210	210	210	210	210
 Oilflow rotation	l/min		35	35	35	35	40	50
 Shell width	mm		1200	1200	1360	1500	1500	1500
 Opening width	mm		2250	2250	2250	2450	2850	2850
 Height	mm		1500	1650	1650	1650	1800	1825
 Capacity	ltr		950	1000	1100	1300	1500	1550
 Closing force	kN		90	95	100	110	148	152

DEMOLITION GRABS			HDG-150R	HDG-180R	HDG-210R	HDG-240R	HDG-280R	HDG-310R
 Excavator class ¹	t		17 - 25	18 - 28	20 - 30	22 - 32	24 - 36	25 - 38
 Weight	kg		1380	1520	1640	1830	1980	2030
 Working pressure	bar		350	350	350	350	350	350
 Oilflow at open/close	l/min		120	150	160	170	170	170
 Working pressure rotation	bar		210	210	210	210	210	210
 Oilflow rotation	l/min		25	35	35	35	35	35
 Shell width	mm		1000	900	1000	1200	1200	1200
 Opening width	mm		1950	2100	2100	2100	2250	2400
 Height	mm		1300	1500	1500	1500	1500	1500
 Capacity	ltr		700	750	800	850	900	900
 Closing force	kN		50	62	68	72	80	80

DEMOLITION GRABS			HDG-640R	HDG-820R	HDG-1400R
 Excavator class ¹	t		50 - 85	80 - 140	120 - 240
 Weight	kg		5420	8120	14200
 Working pressure	bar		350	350	350
 Oilflow at open/close	l/min		260	320	350
 Working pressure rotation	bar		210	250	250
 Oilflow rotation	l/min		60	60	100
 Shell width	mm		1500	1600	1800
 Opening width	mm		3000	3500	4400
 Height	mm		1850	2300	3000
 Capacity	ltr		1600	2000	4600
 Closing force	kN		155	180	220

¹ Recommended excavator / attachment combination



¹ Recommended excavator / attachment combination

